





BAND HAND BOOK

**LINDFIELD
PUBLIC
SCHOOL**
BAND
PROGRAM



CONTENTS

Welcome 1

Band administration 2

Our bands 2

Band rehearsals 3

Our tutorial program 4

Band program fees 6

What is a concert band? 8

Instrument hire and purchase 9

Band reports and Awards10

Music camp12

Appendix.13

How does my child
join Junior Band?14

The Instruments in the band16

Code of conduct.20

WELCOME

The Lindfield Public School (“LPS”) Band Program was formally established in 1979 and has built an enviable reputation for musical excellence. The success of the Band Program is largely due to the significant contribution by the LPS staff, the Conductors and parent volunteers who work together to provide an environment that emphasizes four important things for the children: commitment, dedication, musical achievement and fun.

The benefits children can realise from the program are highlighted by recent feedback from current band parents

“[my son] joined LPS in Term 2. Joining the Band helped him to settle in and was a great way to make new friends”

“I cannot rate this Band Program highly enough.. it’s so enriching to the life of my daughter”

“the bands all sound amazing. Two rehearsals a week is hard work but gee they sound good. The Conductors are passionate and dedicated”

“[the Band Program] is completely inclusive, teaches the children a love of music, as well as excelling at it, creates a beautiful social environment, fosters school spirit, school pride and enormous self-confidence through performance”

Please refer to the relevant section of this handbook, and additional information provided on the Band website regarding the following:

- Band administration
- Our bands
- Band Rehearsals
- Band Fees
- Instrument purchase and hire
- How to Join Band
- Code of Conduct

Once you have read this handbook, if you have any further questions, please contact the Band Convenors at band@lpspandc.org.au

LPS Band Committee

BAND ADMINISTRATION

Who runs the band program?

The Band Committee is a sub-committee of the P&C and is independently responsible for the administration of the band program. The band is run separately from the school, but is fully supported by all LPS staff in the delivery of the program.

The Band Committee members are all LPS parent volunteers who work with the conductors and the school to ensure the successful and smooth running of the band program. The committee currently consists of Band Convenors, Secretary, Treasurer, Administration Assistant, Tutorial Coordinator, Instrument Coordinator, Music Camp Coordinator and Music Spectacular Coordinator. We also have two parents per band who act as parent representatives between the parents, Committee and Conductors.

We welcome all new parents to our committee and invite you to participate in any capacity through the many volunteer roles available.

OUR BANDS

All LPS students from Years 3 – 6 are invited to join the Band Program which consists of three large concert bands and two smaller ensembles:

Junior Band is made up of mostly students in Year 3, but also some from Years 4-6, who are generally in their first year of playing their allocated instrument. In recent years approximately 50% of Year 2 students have signed up to join Junior Band the following year and our Junior Band has had 60 members or more each year for several years.

Intermediate Band is made up of students predominantly in Year 4 who are generally in their second year of playing an instrument.

Concert Band is made up of students predominantly in Years 5 and 6 who are generally in their third or fourth years of playing an instrument.

Extension ensembles

Big Band is our Jazz Band comprising trumpet, trombone, saxophone, percussion or keyboard players. Eligible band members are invited to audition for Big Band.

Chamber Wind Ensemble comprises Flute, Clarinet and French Horn.

Eligible Concert Band (and selected Intermediate Band) members are invited to audition for our extension ensembles. These ensembles rehearse once a week (in addition to the Concert Band rehearsals) and offer an extension opportunity in a smaller group format.

Progression between the bands

Children generally commence in Junior Band in Year 3 and following completion of relevant awards each year (see awards section on page 10), progress through to Concert Band.

What are the performance opportunities for our bands?

Our bands perform at various school events (such as school assemblies, Open Day and Presentation Day), as well as community events (visits to local kindergartens and retirement villages) and participate in Festivals, often on weekends (such as UNSW Band Festival and North Shore Band Festival). They also participate in our annual offsite Music Camp and end of year Music Spectacular.

BAND REHEARSALS

Each band rehearses twice weekly in the school hall, with one morning and one afternoon practice according to the following schedule (subject to change based on Conductor availability each year)

| Junior Band | Intermediate Band | Concert Band | Extension Ensembles |
|--|--|--|--------------------------|
| Wednesday 3 – 4:15pm Friday 7:40 – 8:50am | Tuesday 3 – 4:15pm Thursday 7.30 – 8.50am | Tuesday 7:15 – 8:50am Thursday 3 – 4:15pm | Big Band Monday 6-7pm |

Band members **are expected to attend both rehearsals** each week. Regular attendance and punctuality are extremely important for all band members. All members are expected to assist in the set up and pack up of all instruments.

Parent helpers at rehearsals

Parents are rostered on 1-2 times a year to be present at their child’s rehearsal for “band duty”. This is to aid the conductors in supervising the rehearsal and we must have one parent at each rehearsal as a duty of care.

Parent band reps

Each band has one or two parent volunteers who act as representatives to liaise between the parents, the conductor and the committee. They are your key contact for any questions pertaining to the band and will communicate band related information to you.

OUR TUTORIAL PROGRAM

In addition to the twice-weekly rehearsals, all band members must have a weekly one-on-one 30min private lesson. In this tutorial the students receive specialist instruction on the complexities of their instrument by a highly qualified tutor with experience in that instrument who can ensure their students are learning the correct technique.

We have the benefit of being able to operate the tutorial program at school, with lessons available each weekday afternoon in LPS classrooms beginning at 3:30pm with the last lesson finishing by 6:30pm.

Tutorial costs

The LPS tutor rate is currently approximately \$41 per half hour tutorial (correct at time of publication). Tutors invoice parents directly once per term and fees are generally due within 2 weeks of invoicing. Tutor fees are generally reviewed every two years to ensure we are paying in line with the market and attracting and retaining the best tutors.

Organisational of tutorials

Following the allocation of instruments, our tutor coordinator will allocate your child to a tutor specialising in your child's instrument. In early February, your allocated tutor will make contact with you via email to arrange a day and time.

Preference is given to Junior Band members for the earlier tutorial times where possible.

Tutors are not obliged to reschedule lessons missed due to student absences or illness and parents are required to pay for these missed lessons. If a tutor is absent for illness or other reasons, you are not required to pay for the lesson unless they have arranged a substitute teacher. If your invoice has been paid for the term, you should arrange a refund or credit for the following term with the tutor directly.

You are welcome to attend your child's tutorial at any time, however, we request that you respect that they may have more students following your

child's lesson and that you do not extend beyond your allocation time when discussing your child's progress with them.

If your child withdraws from the Band Program, you are required to personally notify the tutor and give at least 2 weeks paid notice, even if your child does not attend those tutorials. Notifying the Band Committee of the withdrawal is not considered giving notice to the tutor.

Do I get to choose my child's tutorial day and time?

We know that students already have many other activities organised after school, so arranging a mutually convenient day and time with your tutor can be difficult. As the Program has over 170 children to schedule tutorials for, we appreciate your flexibility and ability to compromise where necessary, as not every student will be able to be allocated their preferred tutorial day and time.

What to expect from your tutors?

Your child will learn the basic skills and techniques specific to their instrument from their tutor. They also learn to read music, as music literacy is the cornerstone of the LPS Band Program.

Your tutor will choose suitable music for your child to play and should encourage performances of pieces in addition to those provided by band conductors. This may include purchasing extra music books.

All students will receive a practice book when they start in Junior Band. The tutors use this book to write homework in, and the children can record their weekly home practice too.

Can I use an external tutor?

If you prefer, you may arrange a private external tutor. This tutor must be willing to teach to the requirements of our Conductors, use the same music books used by our Bands ("Accent on Achievement" series) and provide their email address to our Tutorial Coordinator so that they can receive the necessary communication from our program.

Home practice

Junior Band students will begin with short 5 – 10 minute practices. As they develop, practice sessions should increase in length. Musical development, like everything in life, correlates directly with the amount of work put in.

Optional instrumental exams

Tutors should discuss with their students and parents the possibility of sitting instrumental exams run by the Australian Music Examinations Board

(AMEB). These exams are considered optional, and are organised privately between the tutor and the parent.

Regardless of your decision to sit exams, all students must be learning: classical pieces, band music, jazz pieces and scales (rudiments for embouchure and tonguing percussion) exercises.

BAND PROGRAM FEES

The band program operates on a non- profit basis and is funded through band fees paid by participating students. The cost for a child in Band is expected to be:

| Fees | Amount | Payable |
|---------------|---|--|
| Band fees | \$520 - \$545 (incl GST) per annum | Semester 1 fees: JB payable December for term 1 and 2 upon allocation of instrument (Includes cost of books and bag for Junior Band). IB/CB/BB payable February. Semester 2 fees: payable August for term 3 and 4 |
| Tutorial fees | \$41 per lesson (approx \$410 per term/ \$1640 pa) | Payable upon invoicing by tutor each term and due within 2 weeks of invoicing |

| Fees | Amount | Payable |
|---|----------------------------------|--|
| Music camp fees (JB 2 days, 1 night) | Approx \$400 (incl GST) (TBC) | Payable May ~ early June prior to camp commencing |
| Hire Fees* | \$220 (incl GST) per annum | \$110 – Semester 1 fees: payable February for term 1 and 2 upon receipt of instrument \$110 – Semester 2 fees payable August for term 3 and 4 |

| Fees | Amount | Payable |
|---------------------|----------------|---|
| Hire Bond Fee* | \$150 (no GST) | \$150 – payable February upon receipt of instrument and returned when the child leaves band or instrument hire is no longer required. |
| Instrument purchase | varies | You may choose to purchase your child's instrument or maybe required to do so depending on their allocation. |

* Hire and bond are only due where your child hires an instrument

How do I pay my fees?

Fees are paid via the P&C website (Band page). Simply visit the website, Select your child's band program fee and instrument hire items (if applicable), then proceed to checkout.

Can I use my creative kids voucher?

Yes. The Lindfield Public School Band program has registered with the NSW Government as a provider under the Creative Kids scheme. Vouchers obtained through Service NSW may be claimed for semester band fees (one per child per calendar year). Please observe claim instructions and due dates as incorrect/late vouchers will not be accepted.

Fee assistance

Every attempt is made to keep band fees as low as possible to ensure the band program remains accessible to all interested students. Confidential fee assistance is available in cases of genuine financial hardship. Please contact band@lpspandc.org.au should you be in need of such assistance.

What do my band fees pay for?

Band fees are used to pay for conductors, purchase of hire instruments, music, instrument repairs and maintenance.

If your child withdraws from band during a semester, there will be no refund of band fees paid.

Withdrawal from the band program

While we would love every student to remain in the band program from Junior Band to the end of their time in Concert Band in Year 6, we recognise that students may leave the Band Program for a variety of reasons. Should you and your child decide that at any time after joining band they wish to withdraw, we request that you adhere to the following protocol:

1. Contact your band parent representatives to request to meet with the relevant conductor to discuss the withdrawal, including the effective date
2. Personally notify your child's tutor, providing at least 2 weeks notice of the withdrawal, and paying for this notice period even if your child no longer attends tutorials.
3. Return all music (copies and originals) to the conductor
4. Arrange instrument return (where applicable) with the Instrument Coordinator to enable your bond to be returned.
5. If your child withdraws from band during a semester, there will be no refund of band fees paid.

Withdrawals from band are not considered effective until the above matters have been adequately resolved.

WHAT IS A CONCERT BAND?

A Concert Band (often referred to as a 'wind orchestra') is an ensemble structure specifically designed for educating masses of musicians on a variety of instruments.

For a Concert Band to be "balanced" it needs all the instruments represented in the correct mix, to achieve the right sound. This requires careful consideration from the Conductors, and this is why we cannot allocate all students the instrument they initially want, as the whole make up of the band must be considered.

As a rule, Concert Bands generally consist of the following instruments:

| Woodwinds | Brass | Percussion |
|------------|-----------------------|--------------------------|
| Flutes | Trumpets | Drums |
| Oboes* | French Horns | Timpani |
| Clarinets | Trombones | Mallet Percussion |
| Saxophones | Baritones/Euphoniums | Xylophone & Glockenspiel |
| Bassoons* | Tubas (Keyboard Tuba) | Auxiliary Percussion |

*by application only

As a guide the usual make-up of a Concert Band is as follows:

| 30-piece Band | 40-piece Band | 50-piece Band |
|---------------|---------------|---------------|
| 5 flutes | 7 flutes | 9 flutes |
| 8 clarinets | 10 clarinets | 12 clarinets |
| saxophones | 4 saxophones | 5 saxophones |
| trumpets | 6 trumpets | 7 trumpets |
| 2 horns | horns | 4 horns |

| 30-piece Band | 40-piece Band | 50-piece Band |
|------------------------|------------------|----------------|
| 2 trombones | trombones | 3 trombones |
| 2 baritones/euphoniums | 2 euphoniums | 3 euphoniums |
| 1 tuba | 2 tubas | 2 tubas |
| 2 percussionists | 3 percussionists | percussionists |

A further description of each of these instruments is provided in the appendix at the end of this document

INSTRUMENT HIRE AND PURCHASE

Instrument hire

We do not hire out the full range of instruments. The instruments hired out are those that are less commonly played or those that are more expensive to purchase, but are essential to enhancing the quality of our Bands.

We **do not** hire out: flutes, clarinets, alto saxophones or trumpets.

We **do** hire out: Trombones, French Horns, Tubas, Baritones / Euphoniums, Bass clarinets and tenor/baritone Saxophones.

Instrument maintenance

Upon hiring an instrument, a written agreement will be entered into between the band committee and the student/family to ensure care and responsibility will be taken for the instrument. We will generally service all hire instruments each Christmas holidays. The student/family is responsible for any damage to the instrument that is outside normal wear and tear. If at any time during your hire, the instrument is damaged or in need of service, or you wish

to keep your instrument over the Christmas holidays please contact our Instrument Coordinator to arrange service or repair. Where possible we aim to provide a spare instrument for your child to use while their instrument is out of service. Should additional servicing be required during the year the band program will bear the costs, but the onus for arranging servicing is on the hiring family, with preferred repair details being provided.

Instrument hire bond

At the time of first hiring the instrument a \$150 Instrument Hire Bond is due and is retained while instrument is out for hire. Bond is returned when the instrument is returned to LPS in good order. It is your responsibility

to contact the Instrument Coordinator to arrange for the instrument to be returned. Instruments cannot be left at the school office unless otherwise arranged. A \$220 Hire Fee per year will also be charged.

Insurance of instruments

Hire instruments are not covered by the school or the P&C against loss, theft or damage, whether on the school premises or not. As you do not own the instrument it is not normally covered under your personal effects or home contents policy and you will need to specifically insure the instrument or nominate it on your home and contents policy. A call to your insurer is suggested if you wish to insure the instrument while it is in your care. The replacement cost of the hire instrument is listed in the hire agreement.

Purchasing instruments

The following is general advice in respect of purchasing an instrument:

- Shop around – prices vary substantially.
- Ensure you are purchasing a trusted/failsafe brand. Cheaper brands often result in constant repair costs, are difficult to play and worst of all – are out of tune! However, some cheaper brands have come onto the market in recent years that maybe worth considering.
- Talk to your tutor or a professional player prior to purchase
- Get a warranty – and free service if possible.
- Remember – some shops are contracted to certain suppliers/manufacturers so they will push particular brands. Shop around to ensure you get the best price and best instruments. Please contact the Instrument Coordinator if you are considering purchasing an instrument as they can recommend suitable brands/models/keys for each band instrument. They can also recommend reliable and reasonably priced suppliers.

Some suggested places to look for an instrument:

- Turramurra Music
- Sax and Woodwind (City)
- Mall Music (Macquarie Centre)
- Second-hand marketplace

BAND REPORTS AND AWARDS

Towards the end of term 3 each year, members of the Band Program will be assessed by their tutor and conductor to determine if

- minimum musical standards have been reached; and
- if attendance and behaviour at rehearsals has been appropriate.

With regular practice, and attendance, your child should achieve their relevant award each year. Once the assessment requirements of an award have been achieved, the child progresses to the next Band for the next school year. Students who remain with the Band Program until the end of Year 6 will receive a trophy in recognition of their commitment to the Program. Students will receive an annual report from their tutor in late term 3 or term 4.

A summary of the instrumental awards for each level is shown below:

Instrumental awards summary

Bronze Award (for 1st-year players)

- 2 major keys (scales: including concert F major and/or concert Bb major). 1 octave ascending and descending
- chromatic scale. 1 octave ascending and descending
- 1 solo (not from band books/music)
- students demonstrate understanding of all musical symbols and terms in the band music
- Percussion extras: paradiddles, flams, multiple bounce roll, single stroke roll, 1 or more basic rock beats on drumkit, crotchet=120

Silver Award (for 2nd-year players)

- Bronze award requirements, plus:
- 1 new major key/scale. 1 octave ascending and descending
- All [relative] harmonic minor scales for the 3 key signatures learnt thus far- 1 octave ascending and descending
- Chromatic scale- 1 octave ascending and descending
- All musical symbols and terms in the band music
- 1 new solo (not band music)
- Percussion extras: drags, all diddle rudiments, 5-stroke roll, 7-stroke roll, 2 or more new drumkit grooves

Gold Award (for 3rd-year players)

- Silver award requirements, plus:
- 2 new key signatures, scales in major and harmonic minor. (for example, by Gold award they might know all Key Signatures up to 2 sharps and 2 flats, i.e. 5 key signatures = 5 major scales and 5 relative natural and harmonic minor scales)- 2 octaves (if possible) ascending and descending
- At least 1 melodic minor scale

- Chromatic scale- 2 octaves ascending and descending
- 1 new solo (not band music)
- All musical symbols and terms in their music
- Percussion extras: flam tap, flam accent, drag tap, double drag tap, 2 or more new drumkit grooves, at least 1 play-along drum chart

Diamond Award (for 4th-year players)

- Gold award requirements, plus:
- 2 new key signatures, scales in major and harmonic minor. (for example, by Diamond award they might know all Key Signatures up to 3 sharps and 3 flats, i.e. 7 key signatures = 7 major scales and 7 relative natural and harmonic minor scales)
- At least 2 new melodic minor scales
- Chromatic scale- 2 octaves ascending and descending (160bpm)
- 1 new solo appropriate for 3rd-4th grade
- All musical symbols and terms in their music
- Percussion extras: choice of 3 new advanced rudiments, 2 new advanced drumkit grooves plus 8th-bar fill, at least 1 new play-along drum chart

MUSIC CAMP

Our annual music camp is a fantastic opportunity for students to refine their playing and we expect all students to attend. Music camp will be in term time (usually June) at an offsite location. Students have small group tutorials with specialist tutors, and intensive rehearsal sessions with conductors.

The camp includes both intensive music practice, but also time for fun. Children participate in outdoor activities encouraging teamwork and the evening entertainment is a good break from all the concentration during the day.

Concert Band children attend for 2 nights/3 days, and Intermediate Band and Junior Band children attend for 1 night/2 days. Music camp culminates in an afternoon concert, to which all parents/carers are invited.

"My JB child loved camp. Thanks so much for the opportunity for them to go away and have fun and learn. She loved the food, rooms, music and activities."

"This was a huge event and the kids love it. Great balance of independent and structured learning experiences – much more than the music! Fantastic!"

"The concert is such a wonderful showcase of the children's hard work and improvement over a short time. It's also really inspiring for the children to see the older children and get a sense of what they might be able to achieve in the future."

APPENDIX

HOW DOES MY CHILD JOIN JUNIOR BAND?

Step by step guide to joining Junior Band 2018:

1. Attend the Band Information Evening
2. Discuss instrument choices with your child
In order for a Concert Band to be “balanced” it needs all the instruments represented in the correct mix, to achieve the right sound. The conductors therefore give careful consideration to allocation and cannot allocate every student their first preference as listed, as the whole make up of the band must be considered.
3. Complete the JB registration form on the P&C website including nominating three instruments preferences
4. Your child will attend JB instrument matching session at school
Please note that if your child attends the blow test, they WILL be allocated an instrument and it is expected that they will join Junior Band. Children who subsequently withdraw based on their final instrument allocation, adversely impact the balance of the band before they have played their first note together.
5. Receive JB instrument allocation via email – Late November
6. Pay JB semester 1 band fees as confirmation of your child’s place in JB – Early December
7. Receive tutorial day/time – early February.
8. Tutorials commence Week 3 Term 1
9. JB rehearsals commence Week 5 Term 1

What is the instrument matching session?

The instrument matching session helps us to allocate an instrument to each child registered for Junior Band. Each child is allocated an instrument that they are suited to (physically and musically) and allocations are designed to achieve a balanced band. No preparation is required for the instrument matching and it occurs during school hours (parents are not present). Each child who has registered will be called to the Hall with other class members who have registered for Junior Band.

Each child will visit a “station” for each of the three instruments nominated in their registration form. A conductor or tutor experienced in the relevant instrument will give them an opportunity to “blow” into the instrument

to assess their suitability. Children maybe directed to a station to try an instrument that is not on their list if the conductor or tutor believes they maybe more suitable to a different instrument.

Following instrument matching, the conductors review the results of all children who attended, and bearing in mind the usual make-up of a Concert Band, they will allocate each child an instrument.

Your child may be allocated an instrument that was not one of their three preferences if the conductors believe they are best suited to another instrument. Where this occurs the conductors will discuss this with the parent prior to finalisation of allocations.

It is extremely important that you explain to your child that all instruments are equally fun, rewarding and challenging and that they (and you) need to keep an open mind as to the instrument they will play, bearing in mind our aim is to achieve a balanced band.

Can my child join junior band and strings?

We understand that some children and parents are deciding whether to join the Band or the Strings Program at LPS and some consider participating in both. It is our experience that the majority of children, are unable to cope with playing more than one instrument. If your child is already registered

in the Strings Program or is trying to decide between the two, we will be in contact prior to allocating your child an instrument to confirm which Program(s) they will join.

THE INSTRUMENTS IN THE BAND

THE WOODWIND SECTION

Flute

The flute is the highest instrument in the Concert Band. It is a quiet and sweet sounding instrument. Students with smaller lips and competent fine motor/dissociation skills suit the flute. Contrary to popular belief, the flute requires similar air capacity to that of the tuba.



Clarinet

Clarinets are to Concert Bands as violins are to Orchestras. They have a large range, their lowest notes being lower than the saxophone and their highest notes almost reaching the highest note of a flute. Clarinets require considerable fine motor/dissociation skills but slightly smaller air capacity than the flute. Their sound, created by airflow and a vibrating reed, is rich and sonorous (after some practice...)



Saxophone

The saxophone comes in four sizes. At a primary school level we use the alto and tenor saxophone. Learning the fingering on one saxophone allows students the versatility to play all saxophone types; soprano, alto, tenor and baritone. The saxophone is similar in pitch to the French Horn but has a slightly edgier sound. It is suitable for all students, but is difficult to play if they are small.



THE INSTRUMENTS IN THE BAND

THE BRASS SECTION

French Horn

The French Horn is one of the most glorious sounding instruments on the planet. It has a sweet and mellow sound but when played loudly, has extraordinary power, making it very popular with orchestral writers such as John Williams (of Star Wars fame) and Gustav Holst (composer of The Planets/ theme song of the Rugby World Cup). Students need good listening skills and ability to create a small 'buzz' with their lips. There is a



persistent shortage of good French Horn players meaning as students improve, there are frequent opportunities – especially in high schools.

Trumpet

The trumpet is the playground of the energetic and exuberant. It can be a sweet melodious sounding instrument or an edgy/punchy sounding instrument making it one of the most versatile instruments in the band. It is commonly used in all ensemble types from jazz and rock to classical and film music. Students must have the ability to produce a ‘buzz’ and good ‘tummy power’ (diaphragmatic air support)



Euphonium

The Euphonium has a sound similar to that of the French Horn, making it equally popular with film composers. It is part of the most important section in the band – the basses. However, it has the versatility to play fast and furious melodic passages as well as a low enough range to form part of the bass line. Its mouthpiece is large making it easy to play and immediately produce a large, rich and warm sound.



[Note, we also have Baritones, a slightly smaller version of the Euphonium. Students in Junior Band are often placed on Baritone and progress to Euphonium as they grow]

Trombone

The trombone is the only instrument that uses a slide system to change its pitch. Students need to have good listening skills. Like the trumpet, the trombone is incredibly versatile. Because it has the capacity to play classical, jazz and rock, it is a very popular instrument. What’s more, it is the only instrument that can produce a ‘glissando’ and a very cool car racing noise, which has surprised more than few conductors.



Tuba

As you can see, the Tuba is a relative of the Euphonium. At LPS we play the smallest Tuba, specifically designed

for young musicians. It is the lowest pitched instrument in the band, and as such provides the foundation for every piece of music ever composed. It is suited to students with good listening abilities. The Tuba is the one instrument that a trained musician always relies on. Its sound is both rich and powerful. At LPS, we are fortunate to own enough tubas to allow students to keep one at home, and have another one of their own at school.



Keyboard/Piano

We often receive requests for students who are learning piano to be allocated a keyboard part in our band. However, the keyboard is a bass part (ie left hand only) and is not considered a sufficient challenge for a student already learning the piano. It is recommended that students already learning the piano take up another instrument in Junior Band in addition to their piano lessons.



THE INSTRUMENTS IN THE BAND

THE PERCUSSION SECTION

Drum Kit

Students electing to learn Percussion will learn all of the following instruments.

The drum kit forms part of the percussion section. Students undertaking to learn drums need to have excellent coordination and most importantly, a very steady sense of beat. Students need to be dedicated and organised, as percussion requires constant flexibility and multi tasking.

Percussion students will be expected to own their own drum sticks, timpani mallets and glockenspiel/xylophone mallets all kept in a stickbag. They will also need to hire/own their own glockenspiel, drum pad and, eventually a drum kit.



Timpani

Timpani are used to support the bass line and punctuate dramatic parts of the music. Students are taught to read pitch as well as rhythm as they progress up the band structure.

Auxiliary Percussion

Percussionists, in addition to being competent drummers and timpani players are required to juggle up to 30 different percussion instruments, each with their own unique technical requirements. These smaller instruments include cymbal, cabassa, vibraslap, maraca, gong, bass drum, bongo, conga, wind chimes and claves to name a few.



THE INSTRUMENTS IN THE BAND

MALLET INSTRUMENTS

Xylophone and Glockenspiel

The Xylophone and Glockenspiel are constructed similarly to a piano, but form part of the percussion section because they need to be struck in order to make a sound. They often double the flute and clarinet lines, adding additional punctuation to important lines. They require excellent coordination. The difference between these instruments is that the glockenspiel is made of small metal keys making a high-pitched bell-like sound whilst the xylophone is a larger instrument made with wooden keys.



Make sure your child chooses a range of instruments and keep an open mind. Where possible, students will be given an instrument of their choice, but we cannot guarantee this if the collective choices result in an imbalance Band or the child is not physically suited for the instrument.

CODE OF CONDUCT

To ensure that expectations about participating in the band program are clear, the attached Code of Conduct will be distributed to all band participants at the beginning of each year. This code must be signed by both the child and parent/carer and returned to your band Co-ordinator.

LINDFIELD PUBLIC SCHOOL CODE OF CONDUCT

The following 'Code of Conduct' is designed to make children aware of behaviours that cause disruption and loss of time and value during rehearsals, and this is in line with school expectations. Registration for our program implies your and your child's agreement to uphold the Code of Conduct at all times. A copy of this document will be kept inside the first sleeve of their band folder for their continued reference.

As a member of the Lindfield Public School Band Program, I agree to the following:

1. I will attend and arrive at every scheduled band rehearsal, lesson, or other event punctually at the designated arrival time.
2. I will be responsible for bringing and taking care of all of my own and shared equipment at all times.
3. I will contribute to the set up and pack up of the band layout for all rehearsals and performances until the task is completed.
4. I will pay attention throughout all sessions, and closely follow the instructions given by the band conductor, tutor, or parent helpers.
5. I will behave appropriately and with consideration for the other band members and teaching staff while at band rehearsals, lessons, and all other band events.
6. I will not talk, move around, or play my instrument at any times other than when I have been asked by my conductor or tutor to do so.
7. Should I experience or begin to feel concerns about any part of my personal band experience, I will immediately open a dialogue directly with my band conductor, and work together to address the issues.
8. I will remain committed to my position in my band for at least the full calendar year.

I understand that if I display unacceptable behaviour during band activities, the following actions will be taken:

- i. I will be given a first warning identifying the unacceptable behaviour.
- ii. If unacceptable behaviour continues, I could be asked to remove myself from the band layout and to complete the rehearsal separated from my section. My name will be noted and sent to the Principal.
- iii. If unacceptable behaviour continues, an e-mail will be sent to my parent/carer asking them to attend and supervise me at rehearsals until behaviour improves.
- iv. (iv) If unacceptable behaviour continues, I will be asked to leave the band program.

In the event that a child is asked to leave the band program midway through a semester, there will be no refund of annual band fees.

All band mates, instrumental teaching staff, school staff, and parents appreciate uniting in these efforts to ensure a positive, productive, inclusive, and fun environment for our band program.